



Model no: **LJCC2045A/ 2050A**

| Specification | | |
|--------------------|----------------------|----------------------|
| Parameters | LJCC 2045A | LJCC 2050A |
| Power Supply | 220/380V | 220/380V |
| Motor Power | 2.2 KW / 3 HP | 2.2 KW / 3 HP |
| Capacity | 4.5 ton | 5.0 ton |
| Lifting Height | 1830/1890 mm | 1830/1890 mm |
| Pass Width | 2800 mm | 2800 mm |
| Lift Height | 3878 mm | 3878 mm |
| Lift Width | 3440 mm | 3440 mm |
| Min Lifting Height | 90 mm | 90 mm |
| Drive | Electrical Hydraulic | Electrical Hydraulic |

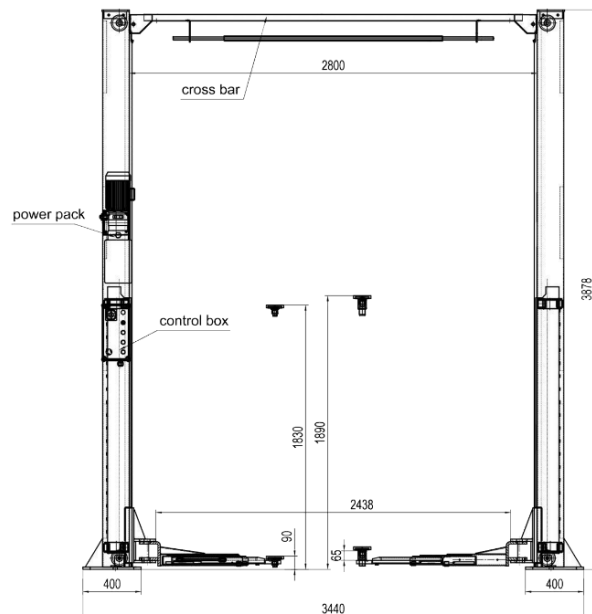
LJCC 2045/50A – Two Post Clear Floor Lift

DaTo Lift are Designed with high quality steel , sand Blasted - heat treated and powder coated robust structure to deliver the best durability and reliable service to our valuable customers. The Self-Locking mechanism and Synchronizing steel cables adds to the safety features of the lift.

Electro – hydraulic Symmetric clear floor lift built in with Automatic Locking wedges is used for easy lifting Cars, Suv's and Light Trucks.

Features

1. Baseless lift allow easy access into the Working area.
2. The same Three-stage arms about 140 mm & 110 mm provide Symmetric lifting of van and off Road Vehicles.
3. Arm suitable for Quick dropping Extensions and Other lifting accessories.
4. Automatic arm locking during the lifting and Automatic unlocking on reaching the floor.
5. Mechanical safety latch with Automatic solenoid locks and Microprocessor controlled automatic lifting and unlocking function.
6. Self-Controlled Lowering Speed.
7. Rubber door guards protect vehicle for door damage.






ITALIAN POWER UNIT




FULL AUTOMATIC CONTROL PANEL



LIMIT SWITCH



HIGH DURABILITY RUBBER PAD



ARM LOCKING



LOCK SOLENOID



ADJUSTABLE HEIGHT FOR LOW PROFILE CAR

LJCC Layout Diagram